



ENHANCED SOUNDER BASE (SLAVE)(100-2015V)

Product Summary

The 100-2015V is an aesthetically pleasing low profile 32 tone audio/visual base sounder suitable for all devices in the Eurotech range of intelligent detectors. It offers class-leading acoustic performance with extremely low current consumption.

When used in conjunction with an associated intelligent detector the unit can be controlled via the cause and effect programming of a compatible control panel utilising the Eurotech digital protocol. The unit has integral DIP switches allowing the independent adjustment of both sounder Volume and Tone settings.

KEY FEATURES

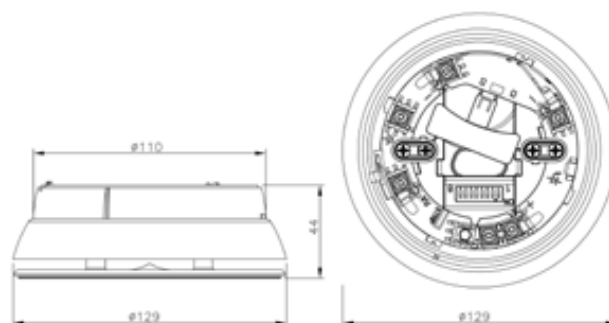
- Compatible with standard remote activation
- Altair range compatible base
- Selectable tone/volumes via integral dip switch
- Easy installation and cabling
- Low profile design
- Available in sounder, sounder beacon with white light and sounder beacon with red light options
- Low current consumption
- White ABS FR plastic

TECHNICAL SPECIFICATION

• Acoustic Output Freq Range	440-2900 MHz
• IP Rating	21C
• Max Acoustic Intensity	92.6dBA (tones 1-4 only)
• Number of Tones	32
• Dimensions	129 mm x 44 mm
• Weight	210 g
• Operating Temp	-10 C to +55 C
• Max humidity (non condensing)	95% RH

STANDARDS & APPROVALS

- BS EN 54-3:2001+A1:2002+A2:2006 Fire alarm devices - Sounders



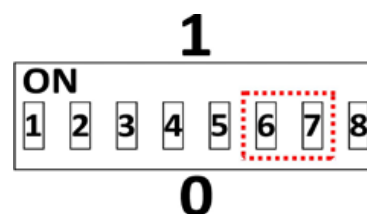
OUTPUT VOLUME SETTING

Use the DIP switch inside the sounder body for setting the output volume; in particular, switches 6 and 7 are used. The switches positioned upwards acquire value "1" or when positioned downwards acquire value "0".

Refer to table below and set the position of both switches 6 and 7 according to the required volume when the sounder is active.

HIGH	1	1
MEDIUM HIGH	0	1
MEDIUM LOW	1	0
LOW	0	0

DIP SWITCH SETTINGS



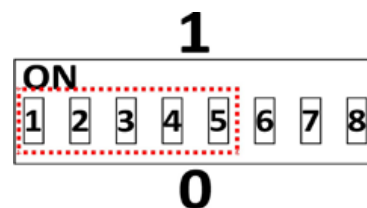
OUTPUT TONE SETTING

Use the DIP switch inside the sounder body for setting the output tone; in particular, switches 1 to 5 are used. The switches positioned upwards acquire value "1" or when positioned downwards acquire value "0".

Using the DIP switches it is possible to select a tone between 1 and 32. Utilises the Standard or Alternative wiring connections determines whether this tone is selected from the Standard tone table (Page 3), when the sounder is activated.

*Note: Not all functionality may be available on all control equipment. Contact technical support for specific advice.

DIP SWITCH SETTINGS



TONE TABLE

No:	Tone Description	Tone Description	1	2	3	4	5
0	Silent	No Sound	1	1	1	1	1
1	Warble Tone	800Hz for 500ms, then 1000Hz for 500ms	1	1	1	0	1
2	Continuous Tone	970Hz continuous tone	0	1	0	1	1
3	Slow Whoop (Dutch)	500-1200Hz for 3500ms, then off for 500ms	1	0	1	0	1
4	German DIN Tone	1200Hz-500Hz sweep every 1000ms (1Hz)	0	0	1	1	1
5	Alternative HF slow sweep	2350Hz-2900Hz sweep every 333ms (3Hz)	1	0	0	1	0
6	Alternative Warble	800Hz for 250ms, then 960Hz for 250ms	1	1	1	1	0
7	Alternative Warble	500Hz for 250ms, then 600Hz for 250ms	1	1	1	1	0
8	Analogue Sweep Tone	500Hz-600Hz sweep every 500ms (2Hz)	1	0	1	0	0
9	Australian Alert (intermittent)	970Hz for 625ms, then off for 625ms	1	0	0	0	1
10	Australian Evac (slow whoop)	500-1200Hz sweep for 3750ms, then OFF for 250ms	1	0	1	1	0
11	FP1063.1- Telecom	800Hz for 250ms, then 970Hz for 250ms	0	0	0	0	1
12	French Tone (Afnor)	554Hz for 100ms then 440Hz for 400ms	0	0	0	0	1
13	HF Back Up interrupted Tone	2800Hz for 1sec then off for 1 second	1	1	0	1	1
14	HF Back Up interrupted Tone (fast)	2800Hz for 150ms, then off for 150ms	1	1	0	0	1
15	HF Continuous	2800Hz continuous	0	1	0	0	1
16	Interrupted Tone	800Hz for 500ms, then off for 500ms	0	1	1	1	1
17	Interrupted Tone medium	1000Hz for 250ms, then off for 250ms	0	1	1	0	1
18	ISO 8201 LF BS5839 Pt1 1988	970Hz for 500ms, then OFF for 500ms	0	1	1	1	0
19	ISO 8201 HF	2800Hz for 500ms, then OFF for 500ms	0	1	1	0	0
20	LF Backup Alarm	800Hz for 150ms, then OFF for 150ms	1	1	0	1	0
21	LF Buzz	800Hz-950Hz sweep every 9ms	0	1	0	1	0
22	LF Continuous Tone BS5839	800Hz continuous	1	1	0	0	0
23	Siren 2 way ramp (long)	500-1200Hz rising for 3000ms, then falling for 3000ms	0	0	0	0	0
24	Siren 2 way ramp (short)	500-1200Hz rising for 250ms, then falling for 250ms	0	0	0	1	0
25	Swedish All Clear	660Hz continuous	0	0	1	0	0
26	Swedish Fire Signal	660Hz for 150ms, then OFF for 150ms	0	0	1	1	0
27	Sweep Tone (1Hz)	800-900Hz sweep every 1000ms	1	0	1	1	1
28	Sweep Tone (3Hz)	800-970Hz sweep every 333ms	1	0	0	1	1
29	Sweep Tone (9Hz)	800-970Hz sweep every 111ms	0	1	0	0	0
30	US Temporal Pattern HF	(2900Hz for 500ms, then 500ms off) x3 then 1500ms off	0	0	0	1	1
31	LF Sweep (Cranford Tone)	800Hz -1000Hz sweep every 500ms (2Hz)	1	0	0	0	0